





Day	Phonics	Maths Focus	Lunch	Handwriting	Story time	Being imaginative
Monday	<p>Sing along to the Tricky Words song: https://www.youtube.com/watch?v=TvMysfAUx0&list=PLCLKSf1kRDSRP6OCf-lm0wAr2s7Y1LfkO&index=1</p> <p>Watch Geraldine to recap 'ay' digraph: https://www.youtube.com/watch?v=MTCP8i4Nwgc</p> <p>Task: Complete the 'ay' reading activity (see resources).</p> <p><u>Challenge - Hold and write the sentence 'The tray is full of clay':</u> In this task the adult says the sentence 'The tray is full of clay' and the children repeat the sentence back. Adult repeats the sentence in lots of different voices and the children copy. This activity helps the children to 'hold' the sentence in their head. Now see if they can write the sentence independently 'The tray is full of clay'. Remind them about finger spaces and full stops.</p>	<p>Watch the money song https://www.youtube.com/watch/dFzAU3u06Ps</p> <p>Maths Talk: Share a real 1p, 2p, 5p and 10p coin. Let the children talk about the colour, shape and detail on the coins. Which are the copper coins? Look at the number on these two coins. These are one pence and two pence coins. Show the children how to write the value - 1p and 2p. Repeat for silver coins. This is a lovely activity to capture your child's thought using their words.</p> <p>Coin rubbing activity</p> 	<p>Help to make a sandwich for lunch and talk about what you need and how you make it.</p>	<p>Handwriting paper and the letter formation rhymes on the website.</p> <p>Practise the letters:</p> <p>c o a d g q</p> <p>On each line model a different letter. Children to repeat that letter till the end of it's line.</p>	<p>'The Great Pet Sale' by Mick Inkpen</p> <p>Read by Miss Robson (see resources)</p>	<p>Play the Monkey Floss video to get the children up and active before their afternoon task. Count Down Song from 20 to 1 The Monkey Floss Tiny Tunes - YouTube</p> <p>Print and cut out the Great Pet Sale book characters. Re-enact the story with the puppets. Or the children could draw and cut out their favourite characters from 'The Great Pet Sale' to re-enact the story.</p>
Tuesday	<p>Sing along to the Tricky Words song: https://www.youtube.com/watch?v=TvMysfAUx0&list=PLCLKSf1kRDSRP6OCf-lm0wAr2s7Y1LfkO&index=1</p> <p>Watch Geraldine to recap 'ee' digraph: https://www.youtube.com/watch?v=qfM7Hz7USOU</p>	<p>Watch the money song https://www.youtube.com/watch/dFzAU3u06Ps</p> <p>Refer to the numicon number line activity (see resources). You will need 14x 1p, a 2p, a 5p and a 10p coin.</p>	<p>Make a menu for lunch and turn the kitchen into a café.</p>	<p>Handwriting practise</p> <p>l i t j u y</p>	<p>Princess Smartypants by Barbette Cole</p> <p>Read by Mrs Strong (see resources)</p>	<p>Catch and throw challenge:</p> <ul style="list-style-type: none"> • Can you throw a ball and catch it 5times without dropping it? • Can you throw a ball and catch it for a minute? • Can you throw a ball, clap your hands and then catch it? How many times can you do this?

Spring 1 Week 3 Home Learning Timetable

	<p>Task: Complete the 'ee' reading activity (see resources).</p> <p><u>Challenge</u> - Hold and write the sentence 'She had green feet and teeth'.</p>	<p>Maths Talk: Do you think you will be able to buy more with a copper coin or a silver coin? Why?</p>				<p>Healthy food and Wellbeing activity (resources on website).</p> <ul style="list-style-type: none"> • Healthy breakfast choices • Keep fit activity for today and through the week. • Mindfulness activity for today and through the week.
Wednesday	<p>Sing along to Tricky Words 3 song: https://www.youtube.com/watch?v=R087IYrRpgY</p> <p>Watch Geraldine to recap 'igh' Trigraph: https://www.youtube.com/watch?v=OYCR2RZ4ZYY</p> <p>Task: Complete the 'igh' reading activity (see resources).</p> <p><u>Challenge</u> - Hold and write the sentence 'The big light was very bright'.</p>	<p>Sing along to this week's money song https://www.youtube.com/watch/dFzAU3u06Ps</p> <p>Complete the maths activity 'How much money in the piggy bank? See resources.</p> 	<p>How colourful can you make your lunch?</p>	<p>Handwriting practise</p> <p>m n r b p h k</p>	<p>The Rainbow Fish https://www.youtube.com/watch?v=QFORvXhub28</p> <p>Discuss the importance of friendship and kindness (two of our school's Core Values).</p>	<p>Get up and active Count to 20 and Workout Fun Counting Song for Kids Count by 1's to 20 Jack Hartmann - Bing video</p> <p>WOW science: Make a rainbow You could either make one using the idea from Dr Binocs video using a mirror, glass of water and a torch. https://www.youtube.com/watch?v=nCPPLhPTAIk Or grow a rainbow https://www.youtube.com/watch?v=8iZCNnYewmk</p>
Thursday	<p>Sing along to Tricky Words 3 song: https://www.youtube.com/watch?v=R087IYrRpgY</p> <p>Watch Geraldine to recap 'ow' digraph: Geraldine the Giraffe learns ow spelling - Bing video</p> <p>Task: Complete the 'ow' reading activity (see resources).</p> <p><u>Challenge</u> - Hold and write the sentence 'We went to a show with a crow'.</p>	<p>Give your child a real 1p, 2p, 5p and 10p coin. Hide another 5p coin behind a 'wall' (piece of card). Gradually reveal coin asking 'what coin it could it be?' and 'what coins it can't be?' (e.g. it can't be 1p or 2p as it's the wrong colour). Finally see if your child can hold up the matching coin. Repeat with 1p, 10 and 2p coins. <i>I've got a coin in my pocket. It's worth the same as five pennies. What is it?</i> Your child has to then hold up the correct coin. Take the coin out of your pocket to confirm. Repeat. If your child is confident you may wish to see if they can make 5p or 10p using</p>	<p>Make ice balloons for a fun science task on Friday. Fill a balloon with water, so it's the size of a large orange, tie and then freeze.</p>	<p>Handwriting practise</p> <p>v w x z s f e</p>	<p>The dot by Peter H Reynolds</p> <p>Read by Miss Flitcroft</p>	<p>Take up Miss Flitcroft's art challenge. What could you draw starting with a dot? Or be like the little boy at the end of the story who drew a line. Can you draw a squiggle and turn it into a picture?</p> <p>Sports challenge: if dry outside, or indoors with permission, build an assault course Test your building skills and then see if you can move across the course using good balance and coordination.</p>

Spring 1 Week 3 Home Learning Timetable

		the coins they know. For example 2p + 2p + 1p = 5p.				
Friday	<p>Sing along to Tricky Words 3 song: https://www.youtube.com/watch?v=R087lYrRpgY</p> <p>Watch Geraldine to recap 'oo' digraph: https://www.youtube.com/watch?v=atlb2jPdFd0</p> <p>Task: Complete the 'oo' reading activity (see resources).</p> <p><u>Challenge - Hold and write the sentence</u> 'The broom swept the room'</p>	<p>Small World Play Build a house for your favourite animal. This could be out of junk modelling or other materials such as lego. Refer to the NRich small world play activity information sheets (see resources)</p> <p>This is a lovely opportunity to record the child's voice and develop your child's mathematical thinking and reasoning about space, shape and measure.</p>	<p>Can you help lay the table for lunch? Could you write name cards for everyone? Maybe even a menu?</p>	<p>Practise number formation</p>  <p>Refer to the online resources (number formation PowerPoint)</p>	<p>Read a story of your choosing, what tricky words can you find? Can you hear any of the digraphs you have been practising?</p> <p>Maybe you could even make up your own story?</p>	<p>WOW science: Ice Balloons Remove the balloon case and rest it in a bowl. Ask the children to explain what they see, hear and feel.</p> <p>Sprinkle a little salt on the ice, what can you hear? See? Add food colouring. What do you see? What happens when you shine torch light? Can you see any rainbows?</p> 

The above is an indication of the direct teaching that we will be doing in school.

In addition, our days are always full of 'project work'. This is when children are given an opportunity to engage in open ended practical based opportunities. These include:

Whatever you want to be Role Play. (An area with dressing up, hats, wigs, some items of jewellery, pots pans etc.)

In this area children invent their own role play from doctors, home play, police and superheroes. Sometimes we rotate the resources around to allow for their interests.

Art materials to access freely? (Clay, paint, pens, stamps, cut and stick materials and recycled boxes and pots).

Block Play. (An excellent activity to enhance creativity, imagination, problem solving and skills which support what you may see as more academic subjects).

Small world Play. (A chance to retell stories and invent them an important prequel to writing extended pieces further up in the school).

Independent play is vital for young children. Play allows children to use their creativity while developing their imagination, dexterity, and physical, cognitive, and emotional strength. Play is important to healthy brain development. It is through play that children at a very early age engage and interact in the world around them.