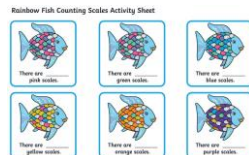



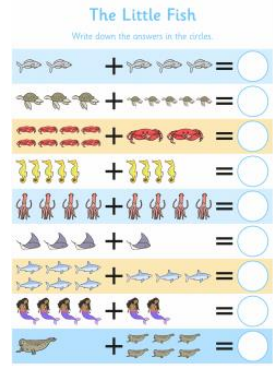







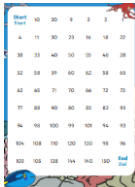



Week Beginning: 1<sup>st</sup> June 2020 The Rainbow Fish by Marcus Pfister.

Day	9-9.30	9.30-10.30	10.30	10.45-11.15	11.15-11.45		1.00-1.30	1.30-2.30	2.30-3.00
M	Joe Wicks workout or your very own 'wake up, shake up'	<p><u>Warm-up</u> Tricky words Phase 3 <a href="https://www.google.com/search?q=tricky+words+phase+3&amp;rlz=1C1GGRV_enGB751GB751&amp;oq=ticky+words+&amp;aqs=chrome.1.69i57j0l7.5691j0j7&amp;sourceid=chrome&amp;ie=UTF-8">https://www.google.com/search?q=tricky+words+phase+3&amp;rlz=1C1GGRV_enGB751GB751&amp;oq=ticky+words+&amp;aqs=chrome.1.69i57j0l7.5691j0j7&amp;sourceid=chrome&amp;ie=UTF-8</a></p> <p><u>Activity:</u> For phonics this week we have chosen a series of 'Read and Race' games to try each day. Choose from either phase 2 and 3 OR phase 4 below.</p> <p>phase 2 and 3 phonics <a href="https://www.twinkl.co.uk/resource/t-l-527007-phonics-read-and-race-game-bumper-activity-pack">https://www.twinkl.co.uk/resource/t-l-527007-phonics-read-and-race-game-bumper-activity-pack</a></p> <p>phase 4 phonics <a href="https://www.twinkl.co.uk/resource/t-l-9057-phase-4-phonics-read-and-race-game-activity-bumper-pack">https://www.twinkl.co.uk/resource/t-l-9057-phase-4-phonics-read-and-race-game-activity-bumper-pack</a></p>	The Rainbow Fish <a href="https://www.youtube.com/watch?v=QFORvXhub28">https://www.youtube.com/watch?v=QFORvXhub28</a>	<p><u>Warm up:</u> Count to 20 with Jack Hartman <a href="https://www.youtube.com/watch?v=MVzXKfr6e8">https://www.youtube.com/watch?v=MVzXKfr6e8</a></p> <p>or</p> <p>Count up to 20 and back first using a normal voice and then silly voices. Remember to pronounce the 'teen' when you say it out loud.</p> <p><u>Activity:</u> 'Counting the scales' using Twinkl information sheet</p> 	<p>I spy 'Under the Sea'</p> <p>Careful counting - can you count the different sea creatures? Write how many of each type using the 'I Spy' checklist.</p> <p>Under the Sea - I Spy checklist!</p> <p>Spy name .....</p>  <p>Keep hold of your answers as you will need them for Wednesday's maths activity.</p>	Lunch	<p>Print and cut out the Rainbow Fish characters and re-enact the story. Or make your own characters for the story.</p>  	Handwriting practise c o a d g q	
T	Joe Wicks workout or your very own 'wake up, shake up'	<p>Repeat tricky words Phase 3 warm up from yesterday. However, if you feel they are confident try Tricky words Phase 4: <a href="https://www.google.com/search?q=tricky+words+phase+4&amp;rlz=1C1GGRV_enGB751GB751&amp;oq=tricky+words+phase+4&amp;aqs=chrome.69i57j0l4.6903j0j9&amp;sourceid=chrome&amp;ie=UTF-8">https://www.google.com/search?q=tricky+words+phase+4&amp;rlz=1C1GGRV_enGB751GB751&amp;oq=tricky+words+phase+4&amp;aqs=chrome.69i57j0l4.6903j0j9&amp;sourceid=chrome&amp;ie=UTF-8</a></p> <p>Please refer to the activities from Monday or visit the Twinkl website for other phase 2, 3 or 4 ideas.</p>		Storytime	<p>Story Sequencing activity Recall the story of The Rainbow Fish with your child. Ask them to cut out and sort the different pictures to retell the story. Then they can enjoy colouring in the pictures.</p>		<p>Complete the adding information sheet.</p> 	<p>Make your own 'under the sea' model for your rainbow fish to live. Get an old shoe box or a cereal box, put it on its side and create your own aquarium.</p>  	Handwriting practise l i t j u y

Week Beginning: 1<sup>st</sup> June 2020 The Rainbow Fish by Marcus Pfister.

W	Joe Wicks workout or your very own 'wake up, shake up'	<p>Phase 4:  <a href="https://www.google.com/search?q=tricky+words+phase+4&amp;rlz=1C1GGRV_enGB751GB751&amp;oq=tricky+words+phase+4&amp;aqs=chrome..69j57j0l4.6903j0j9&amp;sourceid=chrome&amp;ie=UTF-8">https://www.google.com/search?q=tricky+words+phase+4&amp;rlz=1C1GGRV_enGB751GB751&amp;oq=tricky+words+phase+4&amp;aqs=chrome..69j57j0l4.6903j0j9&amp;sourceid=chrome&amp;ie=UTF-8</a></p> <p>Please refer to the activities from Monday or visit the Twinkl website for other phonics phase 2, 3 or 4 ideas.</p>	<p>A short poem called 'What is Pink?' By Christina Rossetti  <a href="https://www.youtube.com/watch?v=LbOLi0p9mWk">https://www.youtube.com/watch?v=LbOLi0p9mWk</a></p>	<p>See if the children can remember the different colours of the rainbow and write their own Rainbow poem using the given information sheet.</p> 	<p>Using your answers from Monday's 'I spy' complete the information sheet on adding to 20. Please feel free to use pasta or a numberline to help add the two numbers together.</p>  <p>If this is too tricky try the counting sheet to 10</p> 	<p>WOW science: Will the Rainbow Fish Sparkle?          (you will need glitter and a torch for this experiment).</p> <p>You may wish to draw your own Rainbow fish to cover in glitter instead of printing the poster.</p>	<p>Handwriting practise</p> <p>m n r b p h k</p>
---	--	---	---	--	---	--	--

Week Beginning: 1<sup>st</sup> June 2020 The Rainbow Fish by Marcus Pfister.

Th	Joe Wicks workout or your very own 'wake up, shake up'	<p>Tricky words Phase 4 warm up  <a href="https://www.google.com/search?q=tricky+words+phase+4&amp;rlz=1C1GGRV_enGB751GB751&amp;oq=tricky+words+phase+4&amp;ags=chrome..69i57j0l4.6903j0j9&amp;sourceid=chrome&amp;ie=UTF-8">https://www.google.com/search?q=tricky+words+phase+4&amp;rlz=1C1GGRV_enGB751GB751&amp;oq=tricky+words+phase+4&amp;ags=chrome..69i57j0l4.6903j0j9&amp;sourceid=chrome&amp;ie=UTF-8</a></p> <p>Please refer to the activities from Monday or visit the Twinkl website for other phonics phase 2, 3 or 4 ideas.</p>	Watch the video of the Rainbow Fish again	<p>Discuss the different characters throughout the story (e.g. Rainbow Fish, Little Blue Fish, the octopus). How are they feeling? Why? Why might Rainbow Fish not want to give away his sparkly scales?</p> <p>Discuss sharing and different ways of sharing resources e.g. completing a jigsaw puzzle together, making pictures for someone, building models together using construction toys.</p>	<p><u>Warm up:</u> Count in tens with Jack Hartmann  <a href="https://www.youtube.com/watch?v=W8CEOIAOGas">https://www.youtube.com/watch?v=W8CEOIAOGas</a></p> <p><u>Activity:</u> Try the counting in 10's maze hunt</p> 	<p>Tasty treats: Make your own rainbow fruit lolly</p>  <p><a href="https://realfood.tesco.com/step-by-step/how-to-make-rainbow-ice-lollies.html">https://realfood.tesco.com/step-by-step/how-to-make-rainbow-ice-lollies.html</a></p>	<p>Handwriting practise</p> <p>V W X Z s f e</p>
F	Joe Wicks workout or your very own 'wake up, shake up'	<p>Tricky words Phase 4 warm up  <a href="https://www.google.com/search?q=tricky+words+phase+4&amp;rlz=1C1GGRV_enGB751GB751&amp;oq=tricky+words+phase+4&amp;ags=chrome..69i57j0l4.6903j0j9&amp;sourceid=chrome&amp;ie=UTF-8">https://www.google.com/search?q=tricky+words+phase+4&amp;rlz=1C1GGRV_enGB751GB751&amp;oq=tricky+words+phase+4&amp;ags=chrome..69i57j0l4.6903j0j9&amp;sourceid=chrome&amp;ie=UTF-8</a></p> <p>Please refer to the activities from Monday or visit the Twinkl website for other phonics phase 2, 3 or 4 ideas.</p>	<p>Sing along with 'I can sing a rainbow'  <a href="https://www.bbc.co.uk/teach/school-radio/nursery-rhymes-i-can-sing-a-rainbow/zn3tqp3">https://www.bbc.co.uk/teach/school-radio/nursery-rhymes-i-can-sing-a-rainbow/zn3tqp3</a></p>	<p>Colour and count activity. Choose a colour for a sea creature, colour all of them in and then record how many.</p> 	<p>WOW science: Make a rainbow</p> <p>You could either make one using the idea from Dr Binocs video using a mirror, glass of water and a torch.  <a href="https://www.youtube.com/watch?v=nCPPLhPTAlk">https://www.youtube.com/watch?v=nCPPLhPTAlk</a></p> <p>Or grow a rainbow  <a href="https://www.youtube.com/watch?v=8iZCNnYewmk">https://www.youtube.com/watch?v=8iZCNnYewmk</a></p>	<p>Why not sit in the garden and enjoy your fruit ice lollies from yesterday and talk about the colours of the rainbow.</p> <p>How do colours make you feel?</p>  <p>Share your thoughts or even write them down.</p>	<p>Practise any tricky letters from this week.</p>